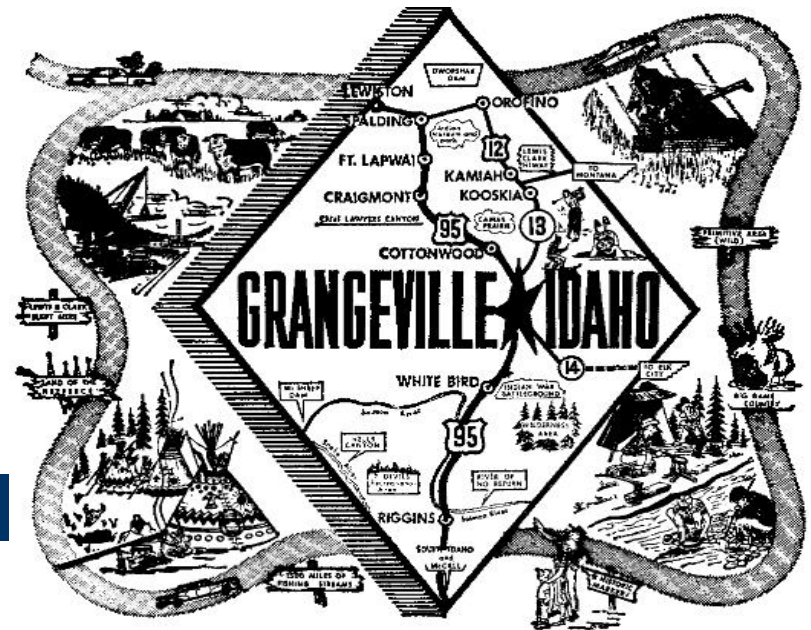


# End of Year Report 2008

## Grangeville Police Department



# Police Department Staff Structure

**Mayor Bruce Walker**



**Chief Wayne Sedam**



**Officer Vance Schmaus I-2**



**Officer Wes Walters I-3**



**Officer Andy Beene I-4**



**Officer Brian Hewson I-5**



**Officer Cheryl Randi I-6**



**Ordinance Officer Ken Hoogland I-10**



# Police Vehicles

**1998 Chevrolet Pickup  
4X4 Patrol Vehicle  
Mileage 76962**

**2001 Chevrolet Impala  
Patrol Vehicle  
Mileage 115045**

**2004 Chevrolet Impala  
Patrol Vehicle  
Mileage 73099**

**2008 Chevrolet Impala  
Patrol Vehicle  
Mileage 7456**

**1995 Ford Crown  
Victoria  
Animal Control  
Mileage 222040**

# Fuel/Mileage Report 2008

Fuel/Mileage report, Grangeville Police Dept      Jan-08 Yearly Miles      42512      Yearly Fuel      3748.63      M.P.G.      11.34

<b>2008 Chevrolet Impala P1250</b>				<b>2004 Chevrolet Impala 13111</b>				<b>2002 Chevrolet Impala 11245</b>			
<u>Begining Mileage</u> 304				<u>Begining Mileage</u> 62078				<u>Begining Mileage</u> 104839			
<u>Ending Mileage</u> 7456				<u>Ending Mileage</u> 73099				<u>Ending Mileage</u> 115045			
<u>Total Mileage</u> 7152				<u>Total Mileage</u> 11021				<u>Total Mileage</u> 10206			
<u>Miles Per Gallon</u> 10.87				<u>Miles Per Gallon</u> 12.07				<u>Miles Per Gallon</u> 11.82			

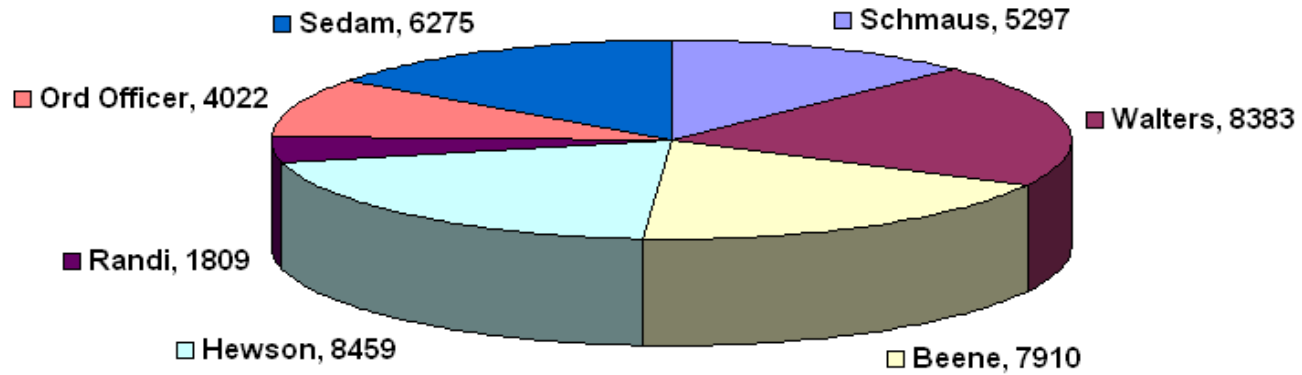
Date	Gallons	Mileage	MPG		Date	Gallons	Mileage	MPG		Date	Gallons	Mileage	MPG	
Jan-08					Jan-08	110.787	63322	11.23		Jan-08	121.28	106111	10.49	
Feb-08					Feb-08	109.475	64633	11.98		Feb-08	96.943	107221	11.45	
Mar-08					Mar-08	74.547	65603	13.01		Mar-08	106.79	108587	12.79	
Apr-08					Apr-08	72.493	66681	14.87		Apr-08	85.691	109573	11.51	
May-08					May-08	65.553	67513	12.69		May-08	85.179	110611	12.19	
Jun-08	62.967	1075	12.24		Jun-08	49.130	68136	12.68		Jun-08	48.991	111226	12.55	
Jul-08	112.179	2275	10.70		Jul-08	66.568	68985	12.75		Jul-08	56.333	111937	12.62	
Aug-08	100.812	3528	12.43		Aug-08	51.284	69566	11.33		Aug-08	77.943	112923	12.65	
Sep-08	81.317	4479	11.69		Sep-08	39.871	70086	13.04		Sep-08	55.423	113606	12.32	
Oct-08	79.906	5325	10.59		Oct-08	79.510	71031	11.89		Oct-08	69.885	114394	11.28	
Nov-08	93.602	6343	10.88		Nov-08	78.088	71897	11.09		Nov-08	46.381	114918	11.30	
Dec-08	127.281	7456	8.74		Dec-08	115.91	73099	10.37		Dec-08	12.367	115045	10.27	
<b>Total Gas</b>	<b>658.064</b>				<b>Total Gas</b>	<b>913.22</b>				<b>Total Gas</b>	<b>863.206</b>			

<b>1998 Chevrolet Pickup 152</b>				<b>1995 Ford Crown Vic 151</b>				<b>1992 Chevrolet Caprice 8412</b>			
<u>Begining Mileage</u> 70698				<u>Begining Mileage</u> 216508				<u>Begining Mileage</u> 190959			
<u>Ending Mileage</u> 76962				<u>Ending Mileage</u> 222040				<u>Ending Mileage</u> 193296			
<u>Total Mileage</u> 6264				<u>Total Mileage</u> 5532				<u>Total Mileage</u> 2337			
<u>Miles Per Gallon</u> 10.59				<u>Miles Per Gallon</u> 10.69				<u>Miles Per Gallon</u> 11.37			

Date	Gallons	Mileage	MPG		Date	Gallons	Mileage	MPG		Date	Gallons	Mileage	MPG	
Jan-08	66.014	71301	9.13		Jan-08	79.821	217244	9.22		Jan-08	40.262	191353	9.79	
Feb-08	41.011	71729	10.44		Feb-08	47.647	217693	9.42		Feb-08	42.435	191772	9.87	
Mar-08	39.51	72126	10.05		Mar-08	66.702	218313	9.30		Mar-08	34.11	192124	10.32	
Apr-08	55.658	72719	10.65		Apr-08	83.467	219199	10.61		Apr-08	50.624	192647	10.33	
May-08	40.008	73186	11.67		May-08	67.026	219980	11.65		May-08	17.555	192977	10.50	
Jun-08	55.719	73802	11.06		Jun-08	31.646	220313	10.52		Jun-08				
Jul-08	73.05	74687	12.11		Jul-08					Jul-08				
Aug-08	41.421	75090	9.73		Aug-08	30.001	220644	11.03		Aug-08				
Sep-08	56.262	75685	10.58		Sep-08	14.509	220838	13.37		Sep-08	20.467	193296	10.12	
Oct-08	50.046	76272	11.73		Oct-08	31.678	221233	12.47		Oct-08				
Nov-08	18.081	76456	10.18		Nov-08	30.101	221631	13.22		Nov-08				
Dec-08	54.652	76962	9.26		Dec-08	34.664	222040	11.62		Dec-08				
<b>Total Gas</b>	<b>591.432</b>				<b>Total Gas</b>	<b>517.26</b>				<b>Total Gas</b>	<b>205.453</b>			

## Total Miles Driven By Officer 2008

Total Miles Driven 42155

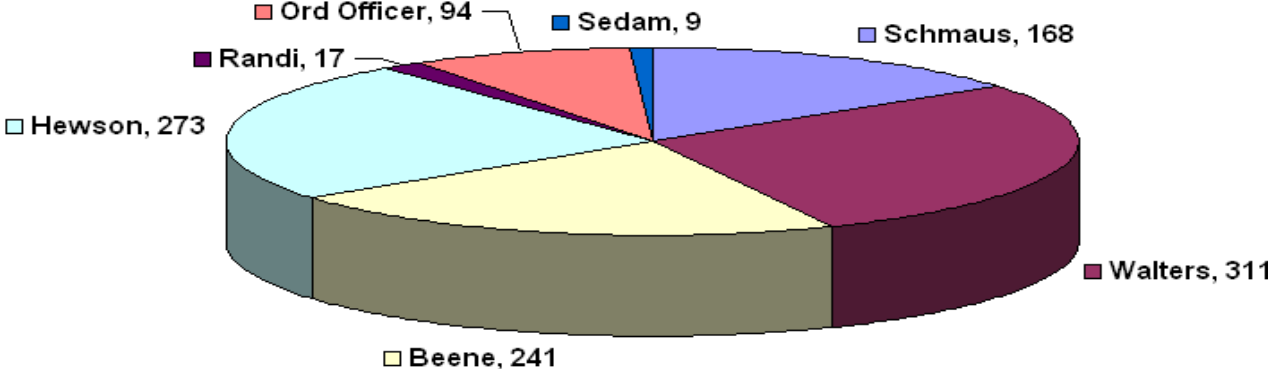


# Yearly Call Comparison By Category 2008

Grangeville Police Department Calls for Service report													Run Date	
Type of Call	Jan-08	Feb-08	Mar-08	Apr-08	May-08	Jun-08	Jul-08	Aug-08	Sep-08	Oct-08	Nov-08	Dec-08	07-Jan-09	
													Total Calls	Percent
Abandoned Vehicle	1	0	2	0	1	0	0	1	0	1	0	3	9	0.52%
Accident Traffic	6	3	7	3	1	6	7	6	7	5	9	12	72	4.20%
Agency Assist	7	1	1	1	2	2	8	7	3	2	0	5	39	2.27%
Alarm	4	3	5	4	3	4	4	7	1	6	6	3	50	2.92%
Alcohol Offense	3	0	1	1	0	5	1	2	0	3	4	0	20	1.17%
All Other Calls	10	16	1	9	4	6	22	8	13	6	4	13	112	6.53%
Animal Noise	2	2	0	2	0	4	0	5	1	5	0	1	22	1.28%
Animal Problems	14	10	22	21	12	25	26	11	10	13	10	8	182	10.61%
Assault	0	0	4	2	1	1	3	1	1	1	2	1	17	0.99%
Bad Check/Forg/Embezz	3	1	3	1	0	4	5	6	4	5	4	2	38	2.22%
Burglary	2	4	1	2	1	1	1	0	2	0	0	1	15	0.87%
Child Abuse/Neglect	1	1	0	1	1	1	0	0	1	1	0	1	8	0.47%
Citizen Assist	5	2	2	4	4	8	2	7	9	3	2	3	51	2.97%
Citizen Dispute	1	1	5	3	2	2	3	9	2	6	4	3	41	2.39%
Controlled Substance	1	3	0	0	0	1	1	1	0	0	0	2	9	0.52%
Curfew Violation	0	0	0	0	0	0	0	0	0	0	1	0	1	0.06%
Disorderly Conduct	7	7	9	6	8	8	23	15	5	7	4	8	107	6.24%
Domestic Dispute	2	2	3	0	1	2	5	3	4	2	1	2	27	1.57%
Drive Influence Alcohol	3	0	6	3	6	0	4	1	3	5	3	1	35	2.04%
Extra Patrol	1	1	2	4	3	2	9	2	2	1	7	4	38	2.22%
Juvenile Problem	1	1	2	2	2	5	10	4	6	11	5	6	55	3.21%
Juvenile Runaway	0	0	1	0	0	0	1	0	1	0	2	3	8	0.47%
Medical Emergency	6	6	13	8	8	21	13	16	14	9	8	20	142	8.28%
Missing Person	1	2	1	2	0	0	2	0	0	2	2	1	13	0.76%
Parking Problem	3	7	3	2	0	0	8	2	5	3	1	7	41	2.39%
Property Lost/Found	0	1	0	0	1	0	2	3	0	0	1	1	9	0.52%
Suicide Attempt/Death	1	1	0	0	0	0	0	1	0	3	1	0	7	0.41%
Susp. Circumstance	10	10	17	14	19	20	46	24	17	14	14	9	214	12.48%
Theft	10	9	11	6	13	11	9	6	5	4	7	6	97	5.66%
Threats	2	2	0	2	2	1	3	4	6	2	0	0	24	1.40%
Traffic Hazard/Offense	5	1	7	4	5	11	1	8	4	3	2	3	54	3.15%
Trespassing	5	2	0	1	1	1	1	0	0	2	1	2	16	0.93%
Vandalism	4	5	6	4	3	4	7	5	7	5	3		53	3.09%
Vehicle Theft	0	0	0	0	0	0	1	2	1	0	0	2	6	0.35%
Vin Inspection	0	1	3	3	4	6	4	1	4	3	1	1	31	1.81%
Wanted Person	0	0	0	1	0	1	3	2	2	4	5	4	22	1.28%
Welfare Checks	3	2	3	0	2	3	4	5	1	4	1	2	30	1.75%
<b>Total Monthly Calls</b>	<b>124</b>	<b>107</b>	<b>141</b>	<b>116</b>	<b>110</b>	<b>166</b>	<b>239</b>	<b>175</b>	<b>141</b>	<b>141</b>	<b>115</b>	<b>140</b>	<b>1715</b>	<b>100.00%</b>

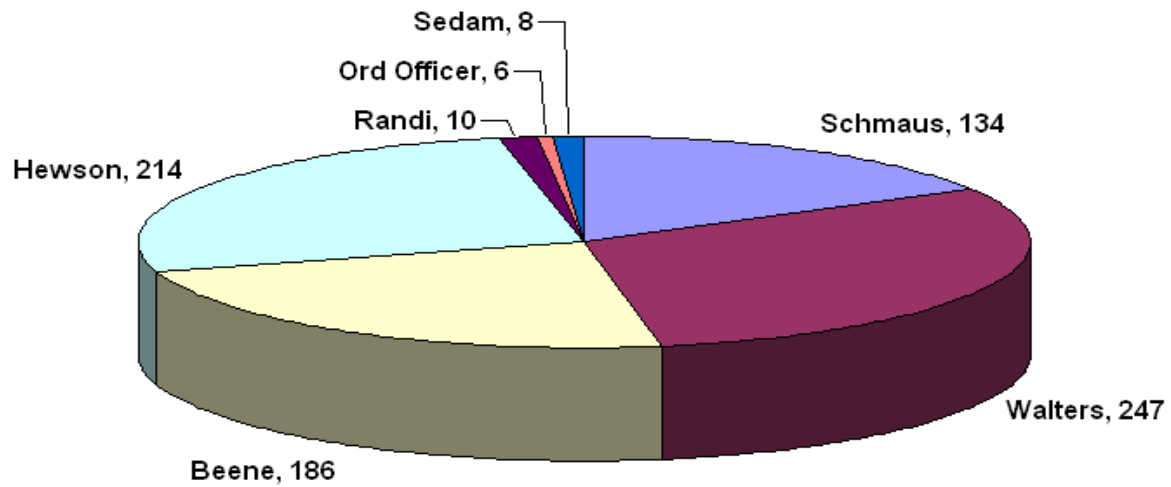
# Total Reports By Officer 2008

Total Reports 1113



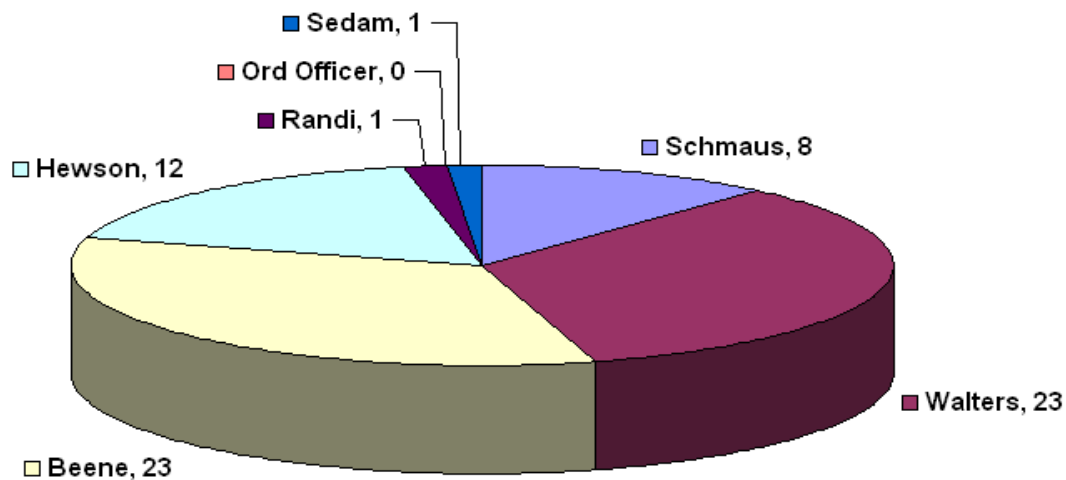
## Total Crime calls by Officer 2008

Total 805



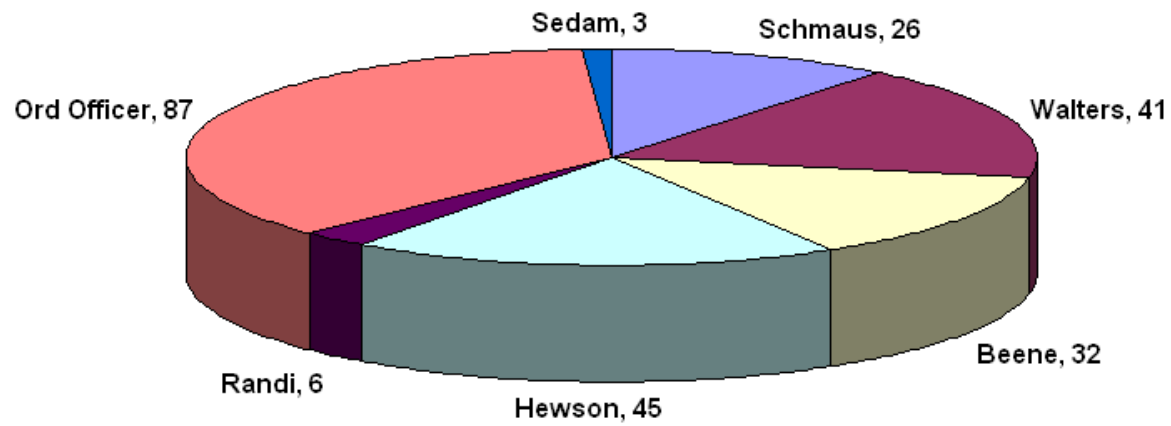
## Traffic Crashes investigated by Officer 2008

Total 68



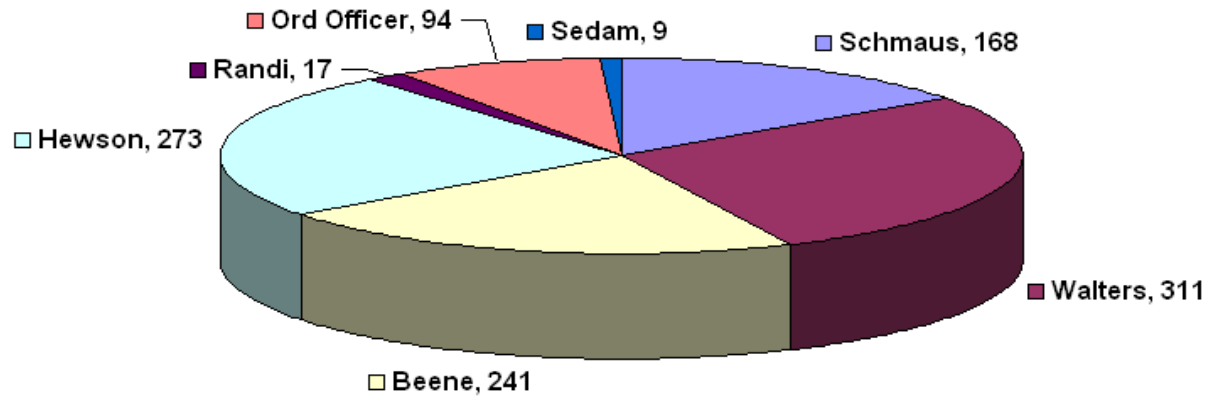
## All Other Calls 2008

Total 240



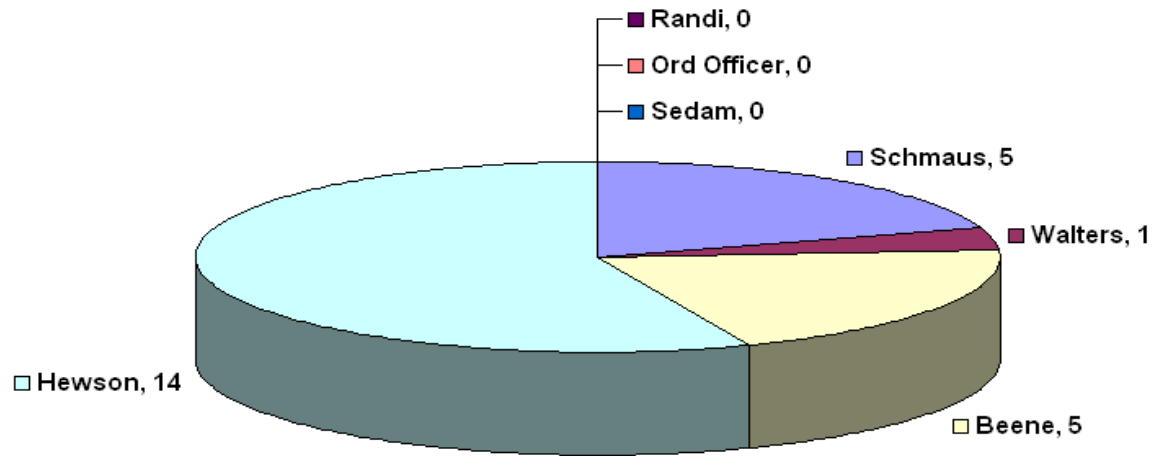
## Total Service Calls by Officer 2008

Total 1113



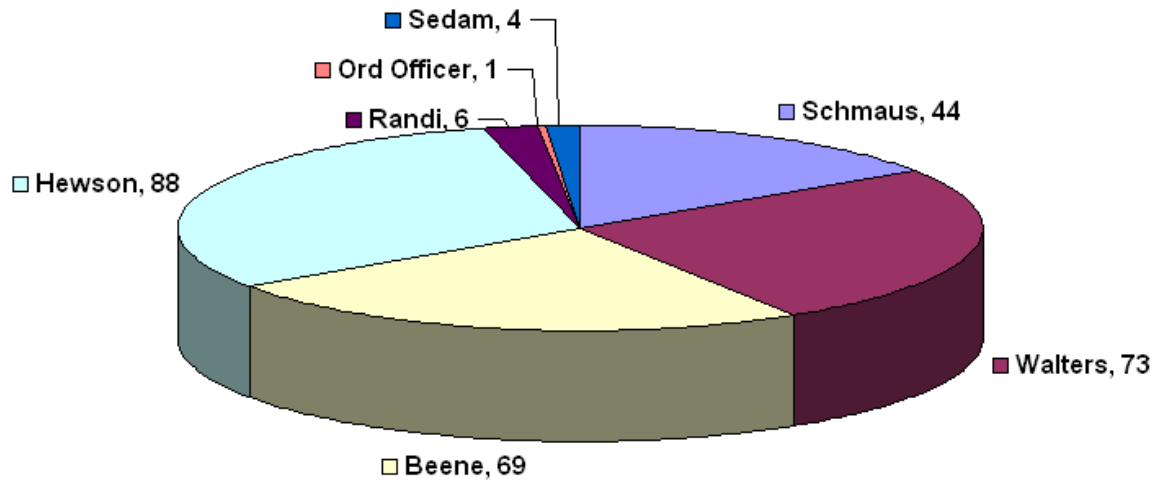
## Felony Incident Arrest By Officer 2008

Total 25



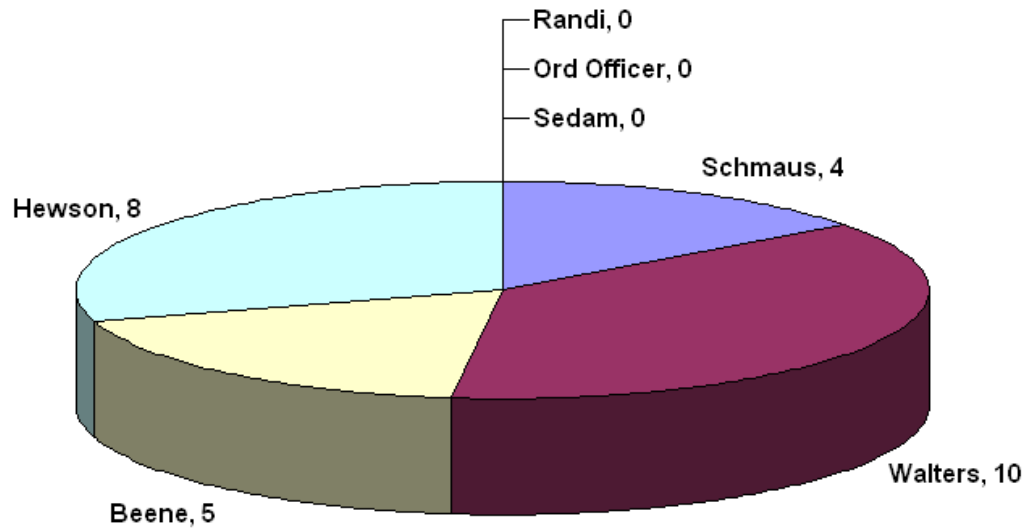
## Misdemeanor Incident Arrest by Officer 2008

Total 285



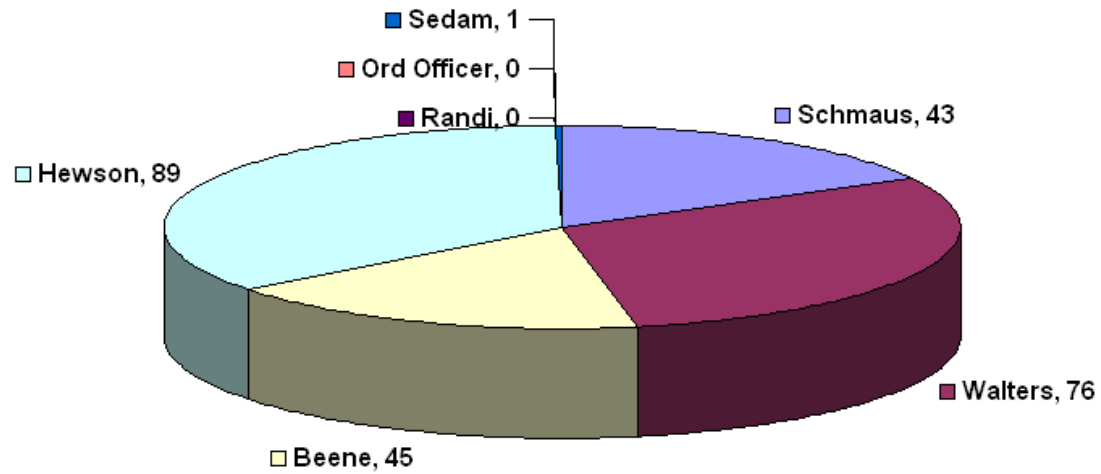
## DUI arrests By Officer 2008

Total 27



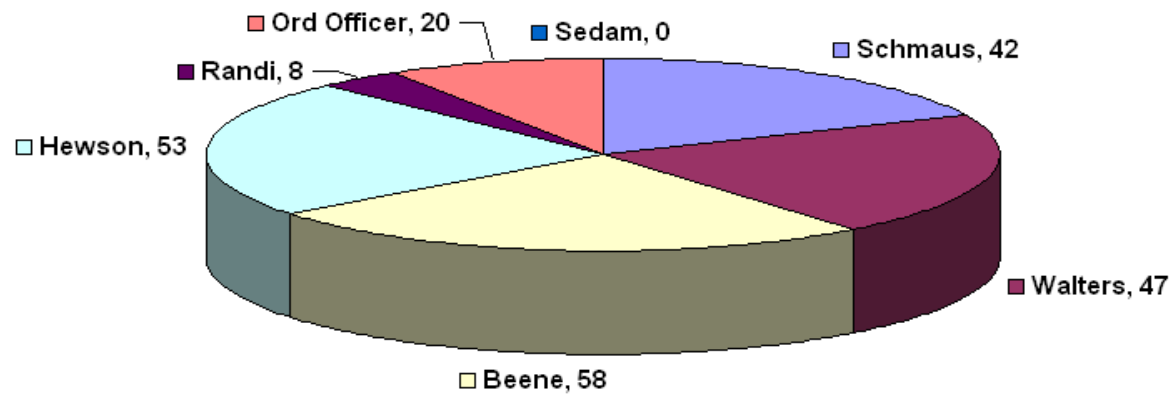
## Moving Citations By Officer 2008

Total 254



## Non Moving Citations by Officer 2008

Total 228



## Warnings written by Officer 2008

Total 234

